

## **Issue of Duplicate Permit for Auto-Rickshaw**

**Steps to be followed by citizen.**

- **Visit the URL:**

<https://vahan.parivahan.gov.in/vahanservice/vahan/ui/statevalidation/homepage.xhtml>

- **Authenticate the service using Aadhaar Number or Mobile Number.**
- **Application Submission**
- **Application Verification.**
- **Make Payment.**
- **Print Permit.**

## Procedure to Apply for Duplicate Permit for Autorickshaw:

Step 1: Please visit the

URL <https://vahan.parivahan.gov.in/vahanservice/vahan/ui/statevalidation/homepage.xhtml>

Step 2: Enter Your Vehicle Number and Proceed

The screenshot shows the VAHAN Citizen Services website. At the top, it displays 'Total Reviewers: 12,550' and 'Average Rating: 4.0 / 5.0'. The header includes the Government of India logo, 'VAHAN CITIZEN SERVICES', and 'MINISTRY OF ROAD TRANSPORT AND HIGHWAYS'. Below the header, there are navigation buttons: 'Know Your Payment Transaction Status', 'Verify Receipt', 'Click here for Feedback/Complaint', and 'Administrative Users'. The main content area is divided into three sections. On the left, under 'Choose option to avail Services', there are two options: 'Vehicle Registration No' and 'Registering Authority'. The 'Vehicle Registration No' option is selected, and the number 'KA52AA8632' is entered in the text box. Below the text box are dropdown menus for 'SELECT STATE' and 'SELECT RTO', and a 'Proceed' button. In the center, there is a map of India with states color-coded. On the right, there is a portrait of Shri Nitin Jairam Gadkari, Honorable Minister for Road Transport & Highways, Minister of Shipping and the Minister of Micro, Small and Medium Enterprises in the Government of India. At the bottom, there is a footer with the NIC logo, the text 'VAHAN 4.0 (Citizen Services) ~vahanonline.parivahan.gov.in~127-8001 vahan.parivahan.gov.in', and 'Site Best viewed in Google Chrome'. It also states 'This Website belongs to Ministry of Road Transport & Highways (MoRTH) Government of India'.

### Step 3: Select other Services -> click on Apply for Permit

The screenshot shows the Vahan Citizen Services website interface. At the top, there is a navigation bar with the following menu items: Home, Services, Appointment, Other Services, Download Document, and Status. A 'User Login' button is also present. The 'Other Services' dropdown menu is open, showing 'Apply for Permit' and 'Online Trade Certificate'. Below this is a grid of 'ONLINE SERVICES' with 18 icons and labels: Pay Your Tax, Apply for Transfer of Ownership, Change of Address, Hypothecation [Addition/Continuation/Termination], Duplicate RC, Apply for Fitness Renewal/Re-Apply After Fitness Being Failed, Pay Balance Fees Fine, Application for No Objection Certificate, Duplicate Fitness Certificate, Renewal of Registration, Conversion Of Vehicle, Re-Assignment Of Vehicle, Alteration Of Vehicle, RC Particulars, RC Cancellation, RC Surrender, RC Release, Mobile number Update, and Withdrawal of Application. The footer contains the NIC logo, website URL (svahanonline.parivahan.gov.in), and a note that the website belongs to the Ministry of Road Transport & Highways (MoRTH), Government of India.

### 4: Enter Vehicle Number and last Five digits of Chassis number and click on Proceed.

The screenshot shows the 'Apply For Permit Related Services' form on the Vahan Citizen Services website. The form has two input fields: the first contains 'KA52AA8632' and the second contains 'FSDFD'. Below the input fields is a 'Proceed' button. To the left of the form is the 'Vahan aalea' logo and the text 'Apply for Permit Online'. Below this, there is a paragraph explaining that a permit is an instrument issued by a State or Regional Transport Authority authorizing the use of a motor vehicle as a transport vehicle in a specified manner as per the relevant provisions of the Motor Vehicle Act and rules framed thereunder. At the bottom of the form, it says 'Login with Registered Vehicle or Without Registered Vehicle to get Permit Now'. The footer contains the NIC logo, website URL, and a note that the website belongs to the Ministry of Road Transport & Highways (MoRTH), Government of India.

## Step 5: Authenticate the service Using Aadhaar number or mobile Number:

Total Visitors: 3,75,990 Last Visited On: 08-Feb-2022 10:38:52 Total Reviewers: 12,550 Average Rating: 4.0/5.0 Permit Exemptions English ?

VAHAN CITIZEN SERVICE(Online Permit) TRANSPORT DEPARTMENT, GOVERNMENT OF KARNATAKA

Home Re-verify Payment Transactions Withdrawal Of Application List of applied Special/Temporary Permits Permit Re-print

### Vahan

#### Apply for Permit Online

Permit is an instrument issued by a State or Regional Transport Authority authorizing the use of a motor vehicle as a transport vehicle in specified manner as per the relevant provisions of Motor Vehicle Act and rules framed there under.

Section 66 of Motor Vehicle Act, 1988 mandates for necessity of permit to transport vehicles.

#### Apply For Permit Related Services

IF using Aadhaar authentication then need not visit RTO.  
IF using Mobile OTP then visit to RTO is required to avail the service.

Aadhaar Number  Mobile Number

.....

I hereby state that I have no objection in authenticating myself with Aadhaar based authentication system and consent to providing my Aadhaar number and One Time Pin (OTP)/Biometric data for Aadhaar based authentication for the purposes of availing of the RC related Services.

I understand that the OTP/Biometric I provide for authentication and eKYC shall be used only for authenticating my identity through the Aadhaar Authentication system for that specific transaction and for no other purposes.

I understand that the Transport Department shall ensure security and confidentiality of my personal identity data provided for the purpose of Aadhaar based authentication.

Please note that OTP for entered Aadhaar will be valid for 10 mins. Generate/Retrieve your VID by sending SMS to 1947. For more info visit uidai.gov.in.

Capture Biometric

OR

Generate OTP

Login with Registered Vehicle or Without Registered Vehicle to get Permit Now

Activate Windows  
Go to Settings to activate Windows.

## Step 6:

OTP will be generated registered Aadhaar mobile number and enter OTP and click on login.

Total Visitors: 3,75,990 Last Visited On: 08-Feb-2022 10:36:52 Total Reviewers: 12,550 Average Rating: 4.0/5.0

Permit Exemptions English

VAHAN CITIZEN SERVICE(Online Permit) TRANSPORT DEPARTMENT, GOVERNMENT OF KARNATAKA

Home Re-verify Payment Transactions Withdrawal Of Application List of applied Special/Temporary Permits Permit Re-print

Apply For Permit Related Services

Your OTP is = 9405

IF using Aadhaar authentication then need not visit RTO.  
IF using Mobile OTP then visit to RTO is required to avail the service.

Aadhar Number  Mobile Number

OTP Generation

This is for Testing Scenario only Your OTP is = 9405

OTP has been generated and sent on your entered mobile no

9405

Login Resend OTP

This Website belongs to Ministry of Road Transport & Highways (MoRTH) Government of India

NIC NATIONAL INFORMATICS CENTRE

"Best viewed in IE12, Chrome21.0, firefox3.5"

### Step 7: Select Duplicate permit service.

भारत सरकार GOVERNMENT OF INDIA Contact Us Logout

VAHAN CITIZEN SERVICE(Online Permit) Government of India

MINISTRY OF ROAD TRANSPORT & HIGHWAYS

Home Profile Permit Applications Status Print Documents PAY YOUR MORTH FEES AITP Authorization

Service For Vehicle No : KA52AA8632

Apply for Permit Online Permit Service

Know Your Vehicle Status

Apply for New Permit

Renewal Of Permit

Temporary Permit

Renewal of NP Authorization Permit

**Duplicate Permit**

Surrender Of Permit

Restore Of Permit

Activate Windows  
Go to Settings to activate Windows.

## Step 8: Fill the application details

भारत सरकार GOVERNMENT OF INDIA Contact Us Logout

VAHAN CITIZEN SERVICE(Online Permit) Government of India  
MINISTRY OF ROAD TRANSPORT & HIGHWAYS

Home Profile Permit Applications Status Print Documents PAY YOUR MORTH FEES AITP Authorization

Service For Vehicle No : KA52AA8632

### APPLY FOR DUPLICATE PERMIT

**Reason Apply for Duplicate Permit**

Reason LOST	Reason : LOST	Required Document: Permit Document
Allotment Office : STATE TRANSPORT AUTHORITY		
FIR/Non-Cognizable Complaint No. : 1236	FIR/Non-Cognizable Complaint Date : 01-02-2022	Police Station : SHANTHI NAGAR

Owner/Permit Detail Other Vehicle Detail

**Permit Details**

Registration No. KA52AA8632	Permit Type Contract Carriage Permit	Permit Issue Date 12-Feb-2016
Permit No. KA52/CC/3/WPASS/0002	Valid From 12-Feb-2017	Valid Upto 11-Feb-2022
Permit Category AUTO RIKSHAW CAB PERMIT	Services Type Select Services Type	

## Step 9: click on save.

Owner/Permit Detail Other Vehicle Detail

**Permit Details**

Registration No. KA52AA8632	Permit Type Contract Carriage Permit	Permit Issue Date 12-Feb-2016
Permit No. KA52/CC/3/WPASS/0002	Valid From 12-Feb-2017	Valid Upto 11-Feb-2022
Permit Category AUTO RIKSHAW CAB PERMIT	Services Type Select Services Type	

**Owner Information**

Owner Name : RAJU V	Son/Wife/Daughter of : TEST	Vehicle Class : Three Wheeler (Passenger)	Seating Capacity : 4
Email ID	Owner Category GENERAL	Vehicle Category THREE WHEELER(T)	Registration Date 10-Feb-2016
Maker Piaggio Vehicles Pvt Ltd	Maker Model APE AUTO D3S PASSENGER	Engine No SDSADASDSD	Manufacture Year 2012
Purchase/Delivery Date 2016-02-01	Body Type SHEET METAL FABRICATED	Sleeper Capacity 0	Standing Capacity 0
Unladen Weight (Kg.) 410	Laden Weight (Kg.) 725	Fuel DIESEL	

<b>New Current Address</b>		<b>New Permanent Address</b> <input type="checkbox"/> Same as Current Address	
House No. & Street Name : ERFTSDFSD	Village/Town/City : DSFSDFSF	House No. & Street Name : ERFTSDFSD	Village/Town/City : DSFSDFSF
Landmark/Police Station	State Andhra Pradesh	Landmark/Police Station	State Andhra Pradesh
District Bangalore	PIN Code : 560000	District Bangalore	PIN Code : 560000

Activate Windows  
Go to Settings to activate Windows.

Save Reset

**Step 10: Application Number will be generated then Click on Verify.**

The screenshot shows a web form for vehicle permit application. At the top, there are fields for registration number (KA52AA8632), date (01-02-2022), and location (SHANTHI NAGAR). The form is divided into sections: Permit Details, Owner Information, and Address. A pop-up window titled "Application Number" is displayed in the center, containing the text: "Your application is saved with Temporary Application number -KA220208P0011540 Use this number for verification of details." and a "Verify Your Application" button. The form includes various input fields for registration, permit type, issue date, owner name, vehicle class, seating capacity, and addresses.

**Step 11**

**(a). Verify the application**

The screenshot shows the official website of the Ministry of Road Transport & Highways, Government of India. The page is titled "VERIFICATION OF APPLICATION". At the top, there is a navigation bar with "Contact Us" and "Logout" links. Below the navigation bar, there is a header section with the logo of the Ministry and the text "MINISTRY OF ROAD TRANSPORT & HIGHWAYS". A navigation menu includes "Home Profile", "Permit Applications", "Status", "Print Documents", "PAY YOUR MORTH FEES", and "AIP Authorization". A red banner displays "Service For Vehicle No : KA52AA8632". The main content area shows a "Verification Of Application" section with a field for "Application Number" containing "KA220208P0011540" and a "Show" button.


**Step 11(b). Click on Verified**

Owner/Permit Detail		Other Vehicle Detail	
<b>Permit Details</b>			
Registration No. KA52AA8632	Permit Type Contract Carriage Permit	Permit Issue Date 12-Feb-2016	
Permit No. KA52/CC/3WPASS/0002	Valid From 12-Feb-2017	Valid Upto 11-Feb-2022	
Permit Category AUTO RIKSHAW CAB PERMIT	Services Type Select Services Type		
<b>Owner Information</b>			
Owner Name RAJU V	Son/Wife/Daughter of TEST	Vehicle Class Three Wheeler (Passenger)	Seating Capacity 4
Email ID	Owner Category GENERAL	Vehicle Category THREE WHEELER(T)	Registration Date 10-Feb-2016
Maker Piaggio Vehicles Pvt Ltd	Maker Model APE AUTO D3S PASSENGER	Engine No SDSADASDSD	Manufacture Year 2012
Purchase/Delivery Date 2016-02-01	Body Type SHEET METAL FABRICATED	Sleeper Capacity 0	Standing Capacity 0
Unladen Weight (Kg.) 410	Laden Weight (Kg.) 725	Fuel DIESEL	
<b>New Current Address</b>		<b>New Permanent Address</b> <input type="checkbox"/> Same as Current Address	
House No. & Street Name ERFTSDFSD	Village/Town/City DSFSDFSF	House No. & Street Name ERFTSDFSD	Village/Town/City DSFSDFSF
Landmark/Police Station	State Andhra Pradesh	Landmark/Police Station	State Andhra Pradesh
District Bangalore	PIN Code 560000	District Bangalore	PIN Code 560000
Activate Windows Go to Settings to activate Windows.			
<input type="button" value="Verified"/> <input type="button" value="Reset"/>			



## Step 12: Check Permit fees Details.

भारत सरकार GOVERNMENT OF INDIA Contact Us Logout

 Government of India  
**MINISTRY OF ROAD TRANSPORT & HIGHWAYS**

Home Profile Permit Applications Status Print Documents PAY YOUR MORTH FEES AITP Authorization

Service For Vehicle No : KA52AA8632


### PERMIT FEES DETAILS

Permit Application No.

Application No.

## Step 13: Click on Make Payment.

भारत सरकार GOVERNMENT OF INDIA Contact Us Logout

 Government of India  
**MINISTRY OF ROAD TRANSPORT & HIGHWAYS**

Home Profile Permit Applications Status Print Documents PAY YOUR MORTH FEES AITP Authorization

Service For Vehicle No : KA52AA8632

### PERMIT FEES DETAILS

Permit Application No.

Application No.

Fee Details (Duplicate Permit)

S.No.	Permit Head	Vehicle Class	Fee
1.	PERMIT ENDORSEMENT/VARIATION	Three Wheeler (Passenger)	100.0
Grand Total:			100.0

USER/SERVICE CHARGES:Nil

TOTAL PAYABLE AMOUNT: Rs. 100.0/-

I hereby confirm that the details given while filling the application are correct.

1. There will be no refund of Fees from this portal .
2. User may apply to concerned State Transport Department for manual refund.
3. Kindly visit to respective office for further proceedings, if required.

Step 14: a) Payment Page.

Payment ID: KA200925V1831034  
Amount: Rs.437/-  
Select Payment Gateway: KHAJANE

Once payment process is completed, no automatic refund is permissible from this site. For manual refund of un-availed service or double payment cases, user can approach respective Transport Department/ RTO.  
 I accept terms and conditions.

Continue

Powered by National Informatics Centre. All Rights Reserved.

(b).

ಖಜಾನೆ ವಿವರಗಳು \ Payment Details

Mode of Payment: Select

Enter CAPTCHA Code: XHV3X9

Submit Reset

Please note that.

(C).

ase note that, aggregator service charges may be applicable .

ಪಾವತಿ ವಿವರಗಳು \ Payment Details

ಪಾವತಿ ವಿಧ

Mode of Payment \*

ಇ-ಪಾವತಿ ವಿಧ

Type of E-Payment \*

Enter CAPTCHA Code

I understand that my transaction does not qualify for any Charge back claims.

I accept that any chargeback is not automatic & for any chargeback claim the concerned government department shall be approached.

Step 15 After Successful payments –Take Print Receipt.

← Back

**E-FEE RECEIPT**  
Transport Department,  
Government of Karnataka  
Office : STATE TRANSPORT AUTHORITY  
Application For :Duplicate Permit

TRANSACTION NO./RECEIPT No.:	KA220208T0011540/KA220208W0011541	Receipt Date:	08-Feb-2022
Vehicle No.:	KA52JA6632	Vehicle Class:	Three Wheeler (Passenger)
Owner Name:	RAJU V	Chassis No.:	FSFSDFSDFD
Fitness Validity:	28-FEB-2023	Tax Paid Upto:	01-FEB-2031
Registration Date:	10-FEB-2016		

Description	Fees	Penalty	Total
PERMIT ENDORSEMENT/VARIATION	100.0	0.0	100.0

GRAND TOTAL (in Rs): 100/- (ONE HUNDRED ONLY)

For further query ,Please visit : STATE TRANSPORT AUTHORITY

**Important Instructions -**


1. Submission of application for permit, which is prohibited or restricted by RTA / STA / Central Government / State Government or by any other competent authority or by any law, shall be summarily rejected and the fee deposited for the purpose shall be forfeited.
2. For further necessary action, the owner / operator shall print this e-receipt as well as application for permit from this portal and produce the duly signed application along with other necessary documents to the office of concerned RTA
3. This receipt can be verified by clicking Status>>Verify Receipt on Vahan Online Services portal at <https://parivahan.gov.in/vahanservice>
4. Application is submitted and approved successfully. Kindly take the permit print.

Issuing Authority, STATE TRANSPORT AUTHORITY

Note--This is computer generated slip, signature not required. Can be verified from QRcode

Step 16 a): Print Permit

भारत सरकार GOVERNMENT OF INDIA Contact Us Logout

 Government of India  
**MINISTRY OF ROAD TRANSPORT & HIGHWAYS**

Home Profile Permit Applications Status Print Documents PAY YOUR MORTH FEES AITP Authorization

Service For Vehicle No : KA52AA8632

ONLINE PERMIT APPROVAL PRINT


Provide Appropriate Information :

Application Number Wise/ Registration Number Wise

Registration Number

b)

भारत सरकार GOVERNMENT OF INDIA Contact Us Logout

 Government of India  
**MINISTRY OF ROAD TRANSPORT & HIGHWAYS**

Home Profile Permit Applications Status Print Documents PAY YOUR MORTH FEES AITP Authorization

Service For Vehicle No : KA52AA8632

ONLINE PERMIT APPROVAL PRINT

Provide Appropriate Information :

Application Number Wise/ Registration Number Wise

Registration Number

Vehicle : KA52AA8632

Sr.No.	Purpose	Application Number	Document Name	Approval Date	Status
1	Duplicate Permit	KA220208T0011540	Part A (Main Permit)	08-FEB-2022	<input type="button" value="PRINT"/>

## Duplicate Permit Print:

Application No : KA52AA8632

[Back](#) [Print](#)

[DUPLICATE PERMIT]

[Reason : LOST]



### TRANSPORT DEPARTMENT, STATE TRANSPORT AUTHORITY

Karnataka

FORM KMV 42

#### PERMIT IN RESPECT OF CONTRACT CARRIAGE PERMIT (AUTO RIKSHAW CAB PERMIT) PART-A

The Date of replacement of Vehicle under model condition of the Permit

1. Permit No	KA52/CC/3/WPASS/0002
2. Name Of The Permit Holder	RAJU V
3. Father's/Husband's Name (in case of Individual)	TEST
4. Permanent Address	ERFTSDFSDF DSFSDFSF , Karnataka Bangalore-560000
5.	
(i) Registration Mark of the Vehicle	KA52AA8632
(ii) Make/Model	Piaggio Vehicles Pvt Ltd/APE AUTO D3S PASSENGER
(iii) Date of Registration	10-Feb-2016
(iv) Chassis Number	FSFSDFSDFD
(v) Engine Number	SDSADASDSD
(vi) Class of Vehicle	Three Wheeler (Passenger)
(vii) No of Passangers to be carried(including driver)	4
(viii) Fuel Type	DIESEL
6. Route/Area for which permit is valid:	
Region Covered :	WITH IN GKV K 10
7. Validity of the Permit :	From: 12-Feb-2017 To: 11-Feb-2022
8. Date of Replacement of Vehicle	
9. Nature of Goods to be Carried	
10. Parking Place	
11. Purpose Of Journey	
12. Rate of fare approved	Approved by STA/RTA
13. This permit shall be subject to the conditions laid down in Section 84 of the Motor Vehicle Act, 1988	
14. Conditions of Permit	List Attached

Date: 08-Feb-2022 10:40:49



Note : This is a computer generated certificate of Permit and can be verified online through QRCode. No signature required.

Activate Windows  
Go to Settings to activate Windows.